

SHIPPING INSTRUCTIONS:

Follow the procedures below to ensure proper shipping:

Ship via **UPS Prepaid, Ground Service ONLY.**

No other carriers may be used for the return of mercury instruments.

Please note the following:

SEND ONLY: The main mercury units.

DO NOT: Send Inflation systems, wall brackets, casters, bases, baskets, or other accessories. These items can be shipped separately if they require repair.



DO NOT: Send damaged and/or broken units or units that are leaking mercury. Call **1-800-ADC-2670** for further instructions for handling leaking units.

ALWAYS: Seal each mercury unit in two polybags with a layer of bubble wrap in between and cushioning bags on the outside.

NEVER: Place more than 1 mercury unit in an inner carton.

DO NOT: Strap or band multiple outer cases together.

DO NOT: Use an outer case if it is damaged, torn, or crushed. For larger mercury repairs (more than 50 UNITS AT A TIME), or questions regarding the proper packaging and shipping of these items, please contact our **Customer Service Department** at **1-800-ADC-2670**.

IMPORTANT NOTE:

Failure to follow the proper packing and shipping instructions for mercurial repairs could result in mercury leakage during transit.

The shipper will be responsible for all costs, penalties, and fines associated with cleanup of mercurial spills that resulted from improper packing or shipping methods.

Important Packing and Shipping Instructions for Mercury Repairs

American Diagnostic Corporation will repair your mercurial sphygmomanometer in accordance with the warranty information provided with your unit.


The packaging and shipment of mercurial sphygmomanometers must be performed carefully to avoid accidental mercury spills.

Failure to follow the proper packing and shipping instructions for mercurial repairs could result in mercury leakage during transit.

The shipper will be responsible for all costs, penalties, and fines associated with cleanup of mercurial spills that resulted from improper packing or shipping methods.

PACKING INSTRUCTIONS:

Follow the procedures below to ensure proper packing: To begin the packing process, you will need the following materials:





Polybags



Bubble wrap



Up to three inner cartons that fit a master box
(If you are shipping more than 1 manometer back to ADC for repair)



Twist Ties



Air bags or loose fill

You will be sealing each mercury manometer within TWO poly bags with bubble wrap in between the polybag layers, then placing ONE mercurial manometer into each inner carton (if shipping more than 1 manometer back) for a MAXIMUM of 3 units per outer case.

FOR QUESTIONS,
COMMENTS or SUGGESTIONS
CALL TOLL FREE:
1-800-ADC-2670



ADC
55 Commerce Drive
Hauppauge, NY 11788

tel: 631-273-9600
toll free: 1-800-232-2670
fax: 631-273-9659

EC REP ADC (UK) Ltd.
Unit 6, PO14 1TH
United Kingdom

www.adctoday.com
info@adctoday.com

IB p/n 9353D-00

Printed in the U.S.A.

IMPORTANT ADC MERCURY PRODUCT RETURN INSTRUCTIONS



IMPORTANT NOTE: Federal restrictions apply to the shipment of mercurial products that contain greater than one (1) pound of mercury. NEVER ship more than 3 mercury manometers in one case.

Follow the steps below to pack your manometer

1. Remove the inflation system, basket(s), rod, and base from all mercurial units before packing the mercurial manometer. If the other parts of your sphygmomanometer require repair, **PLEASE SHIP THEM SEPARATELY.** If your mercurial manometer is not damaged, do not ship it unnecessarily. Please only ship the parts that actually require repair back to ADC.
2. If you are shipping two or three units, you must prepare two or three inner cartons that can fit inside a larger carton for shipment. If you are only shipping one unit, an inner carton is still needed to protect the mercurial manometer.
3. **THE MERCURIAL MANOMETER MUST HAVE ITS MERCURY RESERVOIR IN THE "LOCKED" POSITION FOR SHIPMENT, AND NO MERCURY SHOULD BE PRESENT IN THE MERCURY TUBE.**
Put **ONE** mercurial unit in the first polybag and seal it with a twist tie.



Lock



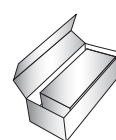
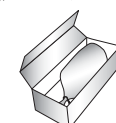
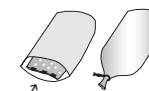


Insert in Polybag



Twist Tie

4. Wrap the bubble wrap around the mercurial unit and secure with adhesive tape. This will help prevent the port connector from puncturing the second polybag.
5. Enclose the wrapped mercurial unit in the second polybag. Seal the polybag with a twist tie.
6. Place the double poly bagged and wrapped unit inside an inner carton.
7. Place the inner carton in a master outer case and arrange cushioning air bags or bulk loose fill around the inner carton to help protect it from excessive shifting. If you would like to return more than one mercurial unit for repair, repeat steps 1-6 for 2 additional units and pack all three inner cartons in one larger outer case.



NEVER ship a mercurial manometer that is leaking mercury back to ADC. If you have a mercurial unit that is leaking, please contact our **CUSTOMER SERVICE DEPARTMENT** at **1-800-ADC-2670**. We can provide you with a shipping package that will secure your unit for transport.